

## Purpose & SOL

- Students will practice ordering words based upon their knowledge of alphabetical ordering.
- Language Arts 1.11a, 2.10

## Materials

- Order Up Cards printed, cut and laminated with one word per card. Assign each team a fruit or vegetable.
- Make several sets of words that students must place in alphabetical order.
- Brown paper lunch bags (place each set of word in a bag)
- Cones (painters tape, piece of paper) to mark their starting spot - played as a relay

**Length**  
20 min.

## Introduction

To begin the game, play a round of “Sparkle”. To play students will stand behind their desk and the teacher will say a word. Going in order, around the room, students must say one letter of the word and HOP until they spell the entire word. At the end of that word, the next student gets a new word and they say the first letter, and so on. Repeat until each student has had a turn to spell a word.

## Implementation

## Relay

1. Put students in groups of 4-5. Assign each team a stack of word cards and a bag.
2. Place starting cones (tape, paper) and have students line up with their group one behind another.
3. One at a time, students will leave their cone and hop (skip, walk backwards, crab walk) to their cone like a relay race.
4. They will retrieve one word card and carry it back to their team. They will hold it as if they are a waiter.
5. Repeat until all cards have been collected.
6. Once all cards have been collected, students will put their hands up.
7. The teacher will call, “Order Up!” and the students must put their words in alphabetical order.





## Cool Down






At the end of the lesson, have students complete a series of stretches. Bending from side to side, a runner stretch and a forward fold. For each stretch, instead of counting while holding the posture, call out a word and students will spell it. At the end, they will switch stretches and spell a new word.




## Modifications









Write each letter of the alphabet on the cards and split students into teams. Have students put the letters of the alphabet in order instead of using words.











Graphics from:

# KPM Doodles

Rainbow sneakers  
digital clips

