

## Purpose & SOL

- Students will review reference materials and choose the correct reference material to use in a sorting game.
- Language Arts 3.4g; 3.7a-b, 4.4c, 5.4e, 5.9b

## Materials

- Reference header cards (print one set per group)
- Reference questions to sort (print on set per group and each set on a different color)
- Space to allow for header cards to be laid out
- 2 cones for each group. Set up for a relay

**Length**  
20-25 min.

## Introduction

The teacher will review each of the different forms of reference materials with students through a game of *Seats Up*. All students stand behind their desk as you ask them sample reference materials questions. The student called on with the correct answer gets to switch seats with another student. Ask at least 1 question about each type of reference.

## Implementation

## Relay

- 1) Divide the class into teams no larger than 5 students per team.
- 2) Each group will have a specific cone color or spot as their starting point. Set items for students to retrieve a few feet away. The students should stand in a line behind the start cone.
- 3) At the opposite end of the students starting cone, have them line up the reference material header cards. At the starting cone place the stack of reference material questions face down.
- 4) One student should be at the front of the line and on the 'go' signal, choose a card from the stack.  
Note: at first, you may want to allow students to work with their teammates to choose the correct answer.
- 5) Students (one from each team) will skip (crabwalk, hop, etc.) from the starting cone to the header cards and place the question card, sorting it under the correct reference header.
- 6) Continue until each group has gone through the entire stack.
- 7) Play a second round if time remains.

## Cool Down

Review the questions by having each group check their work. If they got it correct, they will do a stretch up to the sky. If the group was incorrect, they will reach down to their toes. This review should be silent stretching.

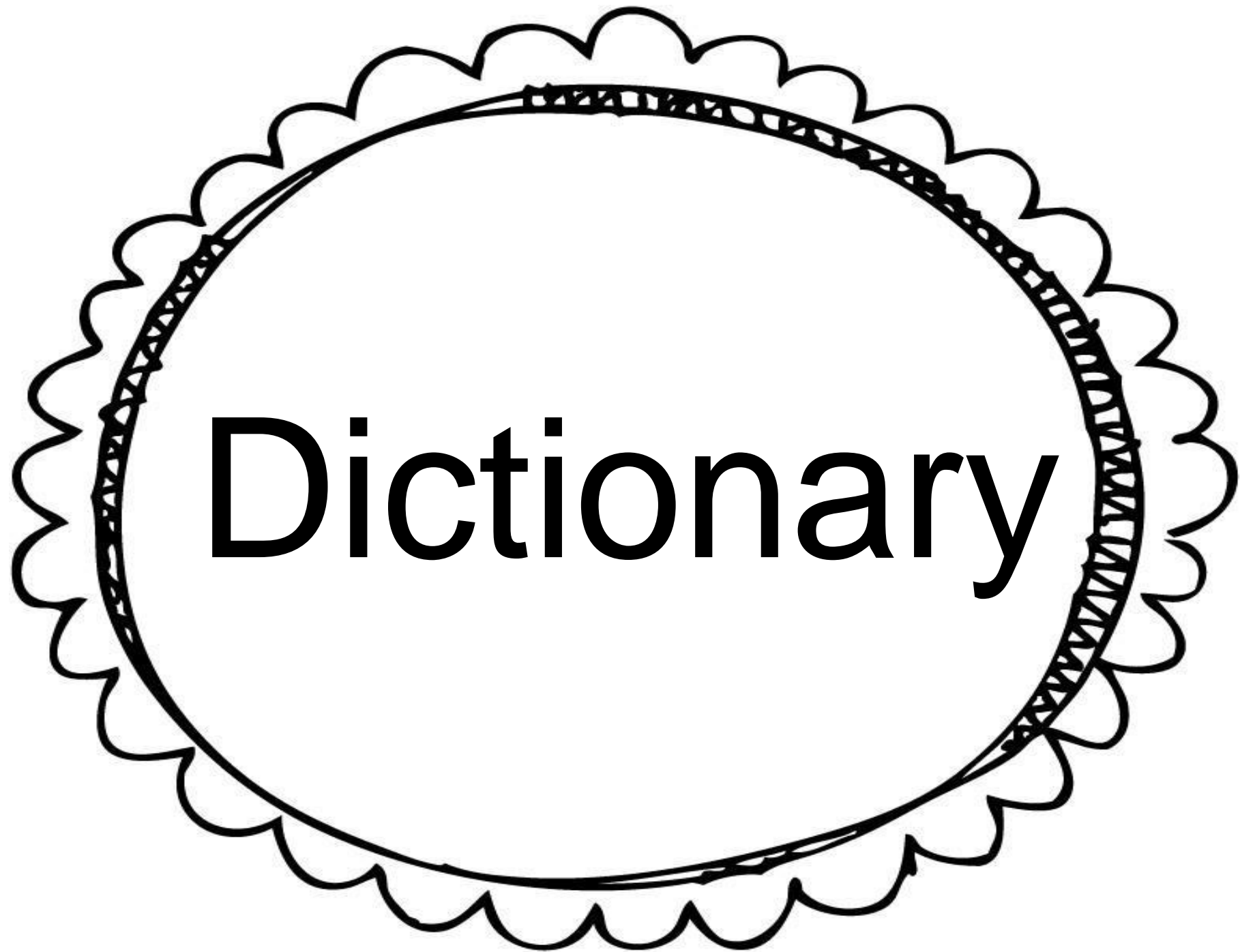
## Modifications

To supplement this game, give each group a reference material and a list of items to find. Have them get questions from a bag, bring it back and look up the answer. Then, the next player will go retrieve the next question.






**Almanac**




**Dictionary**



**Encyclopedia**



**Thesaurus**



**Atlas**

1. Where can I find a map of Cuba?

2. Where can I find the definition for *hibernation*?

3. Where can I find Abraham Lincoln's birthday?

4. Where can I find the syllables in "*upright*"?

5. Where can I find the amount of rain in VA this summer?

6. Where can I find the rivers in Michigan?

7. Where can I find facts about Ancient China?

8. Where can I find a synonym for "*loud*"?



9. Where can I find the average temperature in North Dakota?

10. Where can I find the capital of Maine?

11. Where can I find the date World War I began?

12. Where can I find a definition for onomatopoeia?

13. Where can I find an antonym for *cheerful*?

14. Where can I find the winner of 1995's Boston Marathon?

15. Where can I find facts about Betsy Ross?

16. Where can I find the states that border North Carolina?

17. Where can I find the amount of peanuts grown in Alabama this year?

18. Where can I find information on NASA?

19. Where can I find the size of Virginia?

20. Where can I find words that mean the same as “*thoughtful*”?