

Purpose & SOL

- Students will review the colors of the rainbow by playing color hunt
- Science K.4a

Materials

- Colored cones, construction paper, or attached table tents (4+ of each color)
 - Clip Art courtesy of Microsoft Office
- Open space to play

Length
15-20 min.

Introduction

To begin the game, sing the colors of the rainbow (any version your class knows). If students have that color on, they stand up. For example, students in red will stand.

Implementation

Relay

- 1) Have students form a large circle, or square around the playing area.
- 2) Place students in groups or teams. Each team should stand behind a cone or marking so they know where to line up throughout the game.
- 3) Choose the quietest team and tell them to travel (hop, skip, crab walk) to a color and stand on it.
- 4) Call another group of students to travel to a different color.
- 5) Play until all students are on a color.
- 6) Send students back by calling their color and sending them to their team line.
- 7) Make it harder and call specific students to specific colors.
- 8) Repeat with different groups of students on different colors.

Cool Down

End the game with “I Spy.” Spy students in certain colors standing quietly and ask them to return to their desk. Once all students are at their desks calm students by completing calming rainbow stretches. Arms up and move them side to side like a rainbow and quietly the colors rain down to sit.

Modifications

Have students play in the garden or outdoors and then find fruits, vegetables or plants that match the different colors.



Red



Orange



Yellow



Red



Orange



Yellow



Green



Green




Blue




Blue




Purple



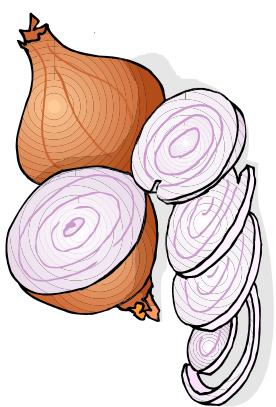
Purple



Black



White



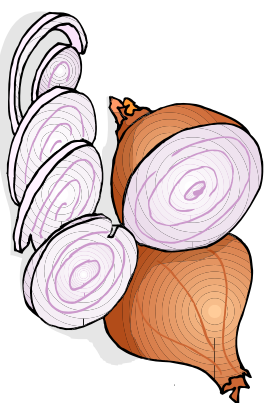
Brown



Black



White



Brown

